

# Getting Started with ADA Compliance

“Let’s Start with Your Syllabus”

# Syllabus Workflow

1. Create a word processing file in Google Docs or Word (following the guidelines)
2. Run the accessibility checker
  1. "Accessibility Checker" in Word
  2. Install the "Grackle Docs" extension in Google Docs
3. Fix any errors
4. Save the file as a PDF (avoid "for printing" if given a choice)
5. Upload the PDF as a File to Moodle, open in a "New window"

This is the general workflow for *\*most\** documents as well.

# In general...

Create the file

- Use styles (headers & lists)

- Only use tables with header rows

- Avoid decorative images

- Avoid text as images

- Alt text your images

- Check color contrast

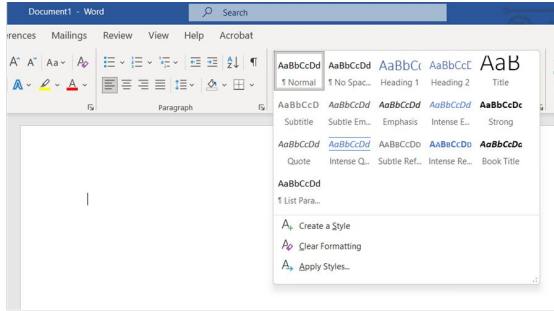
- Avoid color-only for important information

Accessibility Checker

Export as PDF

# Use Styles to Organize Documents

## Styles group in Microsoft Word



For things like:

Course Description

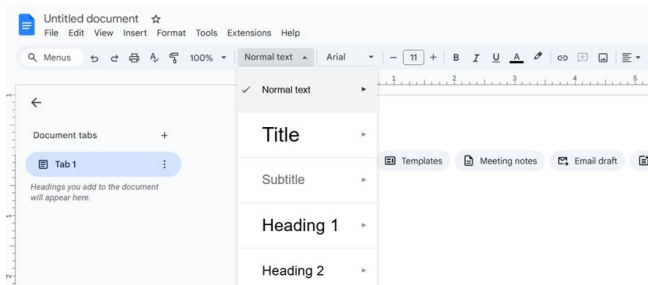
Learning Outcomes

Grades

AI Policy

Lists too!

## Styles menu in Docs



# Tables

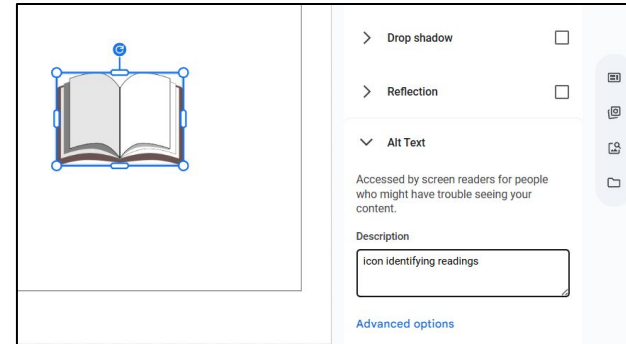

Use *header rows*

Avoid **merged cells**

<b>Grades</b>	
A	94%
A-	90%

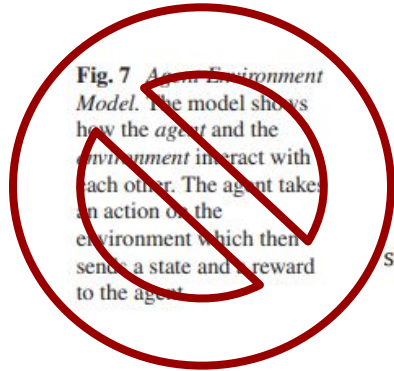
<i>Letter Grade</i>	<i>Percentage</i>
A	94%
A-	90%

# Avoid decorative images... but not icons!



Right click to add alt text

# Avoid Text as Image



**Fig. 7 Agent Environment Model.** The model shows how the *agent* and the *environment* interact with each other. The agent takes an action on the environment which then sends a state and a reward to the agent.

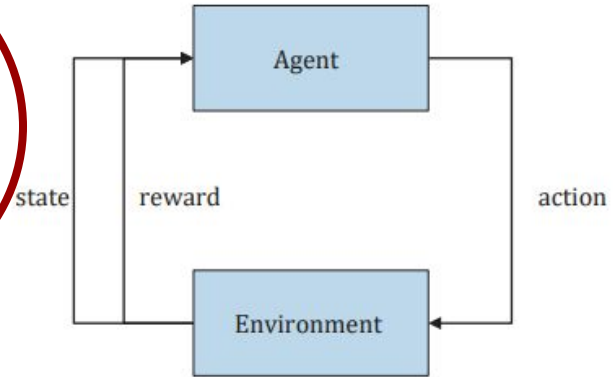


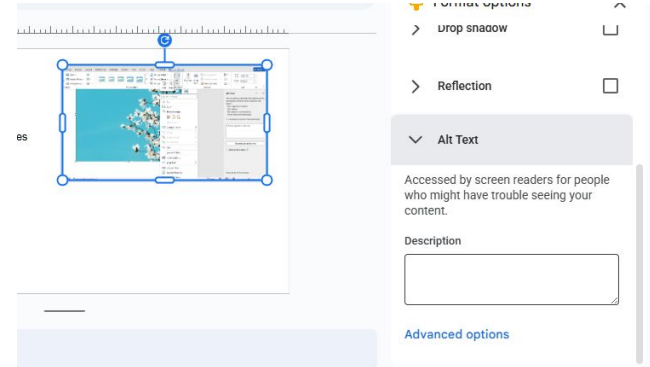
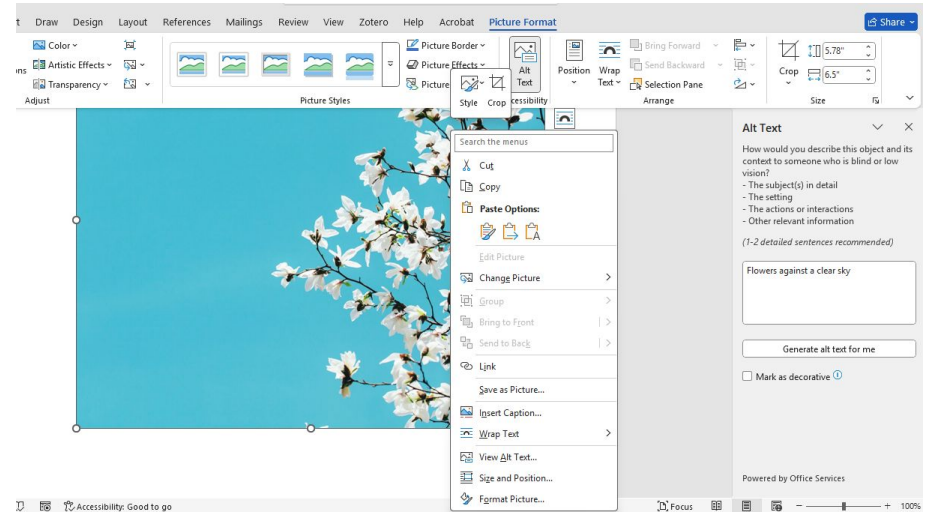
Fig. 7 Agent Environment Model. The model shows how the agent and the environment interact with each other. The agent takes an action on the environment which then sends a state and a reward to the agent

# Alternative text

Read by screen readers

Helps you manage missing files

In most word processors, right click to see the alternative text pane.



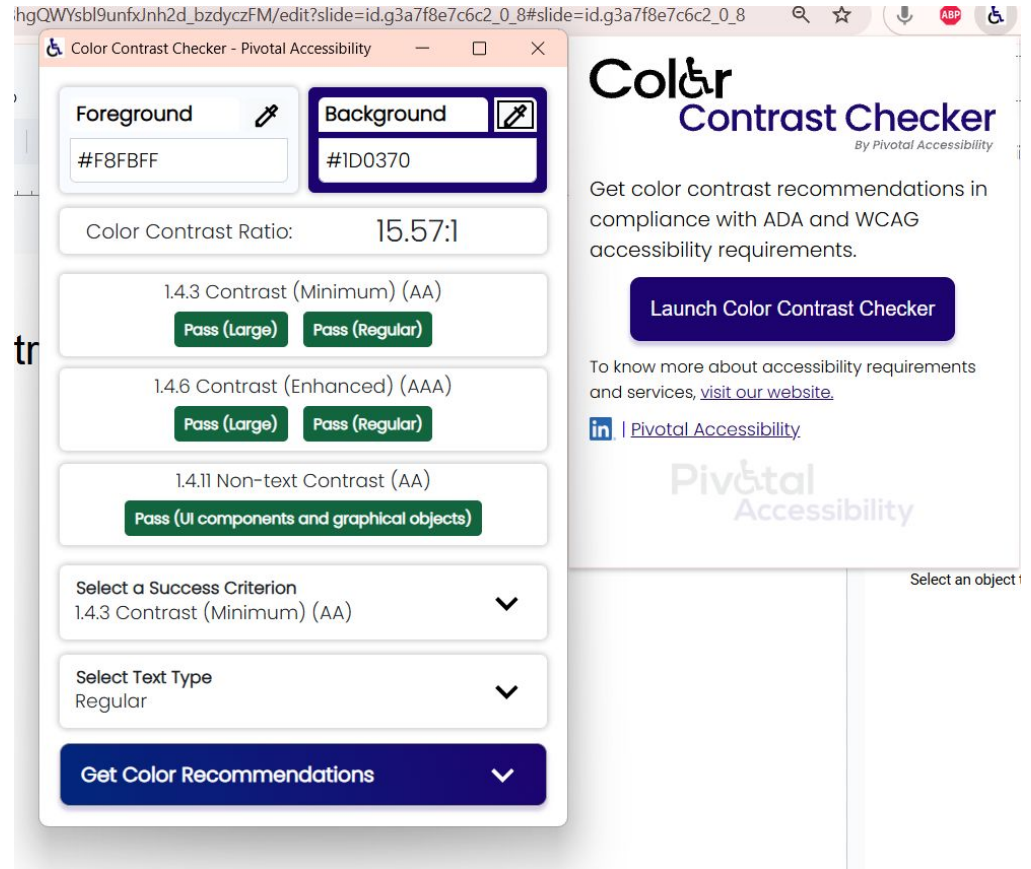


# Check Color Contrast

4.5:1 is always safe

Colour Contrast Analyzer (help ticket)

[Color Contrast Checker](#)  
(Chrome extension)



# Avoid Color Only for Important Information

This is **important** because I said so...

This is important because I said so...

# Copy & Paste as Plain Text

We do have templates (follow the links)

A non-ADA Compliant Syllabus

ctrl-c

An ADA-Compliant Syllabus

ctrl-shift-v

# Run the Accessibility Checker

Run the checker

Save as PDF

Upload PDF to Moodle

